

Welcome to the LinkedIn start-up guide!



How to Create an Account on LinkedIn

Joining the LinkedIn network can help your business make strides by giving you access to over 7 million people. LinkedIn members are professionals who are interested in being as effective and proactive as possible each day. LinkedIn gives you access to contacts that might have seemed impossible to reach at one time. You can create an ever-expanding network using your LinkedIn account. It is simple to join and there is no cost. Put yourself out there and you can get started today!

Join LinkedIn and Create Your Network

Step 1 – Sign Up

Visit the LinkedIn Web site to start your account. Locate the "Join Now" button and click on it. Remember it is free to join LinkedIn.

Over 40 million professionals use LinkedIn to exchange information, ideas and opportunities



Stay informed about your contacts and industry



Find the people & knowledge you need to achieve your goals



Control your professional identity online



Join LinkedIn Today

First Name:

Last Name:

Email:

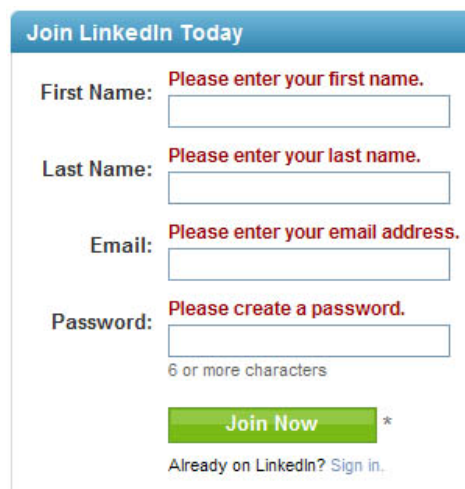
Password:
6 or more characters

Join Now *

Already on LinkedIn? [Sign in.](#)

Step 2 – Fill out the Form

Begin by filling in your name and your email address in the boxes provided for you. Finalize the process by clicking on the "Join Now" button.



Join LinkedIn Today

First Name: **Please enter your first name.**

Last Name: **Please enter your last name.**

Email: **Please enter your email address.**

Password: **Please create a password.**
6 or more characters

Join Now *

Already on LinkedIn? [Sign in.](#)

Step 3 - Finalize

Please enter your geographical location and employment status. This information will be used to create your professional profile on LinkedIn. Click “Enter LinkedIn” when you are done.


Step 4 – Build Your Network

Here are the benefits of building your network:


1. **Get introduced to the people you need** - When you need to reach a professional, LinkedIn will tell you who can introduce you to the person you need.
2. **Find professionals your friends can vouch for** - Don’t just search the web for people. Search the people your friends know and can recommend.
3. **Keep up with friends and colleagues** - LinkedIn makes it easy to hear news about their careers, projects and professional lives.
4. **Don’t miss professional opportunities** - With LinkedIn, you hear about opportunities in your network, even if your friends don’t tell you about them.
5. **Build your relationships** - When a connection asks you to make an introduction, you build that relationship.


Build your network (Why?)


Find contacts who are already on LinkedIn

**Web email contacts**
Check your address book to find contacts who are on LinkedIn.
 Windows Live Hotmail Gmail Other
 YAHOO! AOL

You will be taken to Windows Live Hotmail to enter your username and password.

**Address book contacts**
Outlook, Apple Mail, etc.

**Current & past colleagues**

**Former classmates**